


PS9 PARENTS ASSOCIATION MEETING

September 25, 2015



BUILDING PROJECTS:



An
announcement
system that
works!



*Brilliant –
shiny – new
cafeteria
floors!!!*

A brand new gym
floor – upgraded
benches, wall mats
and new
basketball hoops!



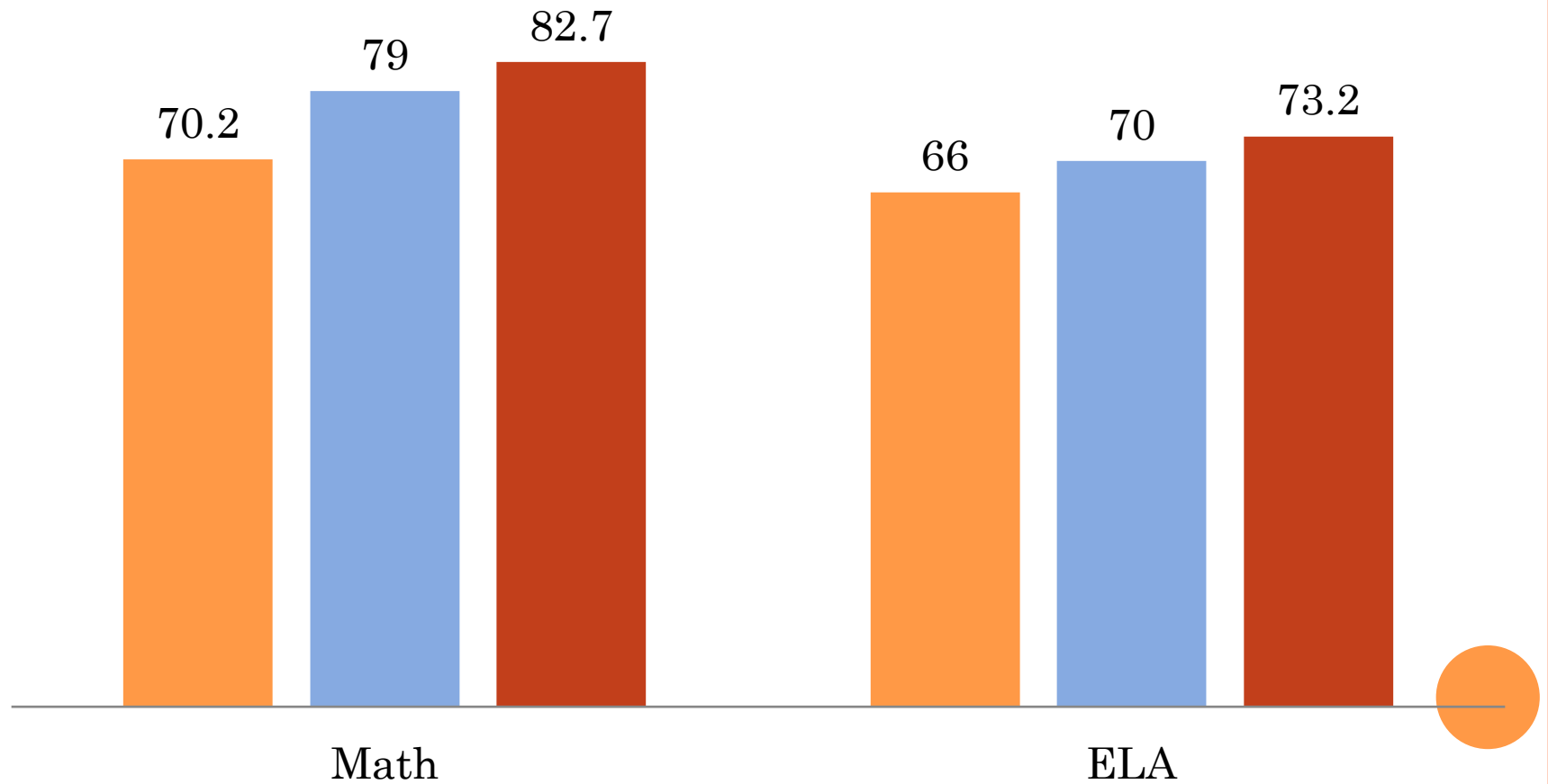
The left side of the slide features a decorative vertical band with a light orange gradient. Overlaid on this band are several vertical lines of varying thickness and color, ranging from light to dark orange. To the right of these lines is a cluster of five solid orange circles of different sizes, arranged in a roughly vertical line that tapers towards the bottom.

DATA

THREE YEARS OF GROWTH

PS9M - % scoring levels 3 and 4

2013 2014 2015



ANNUAL GOALS – 2014-2015

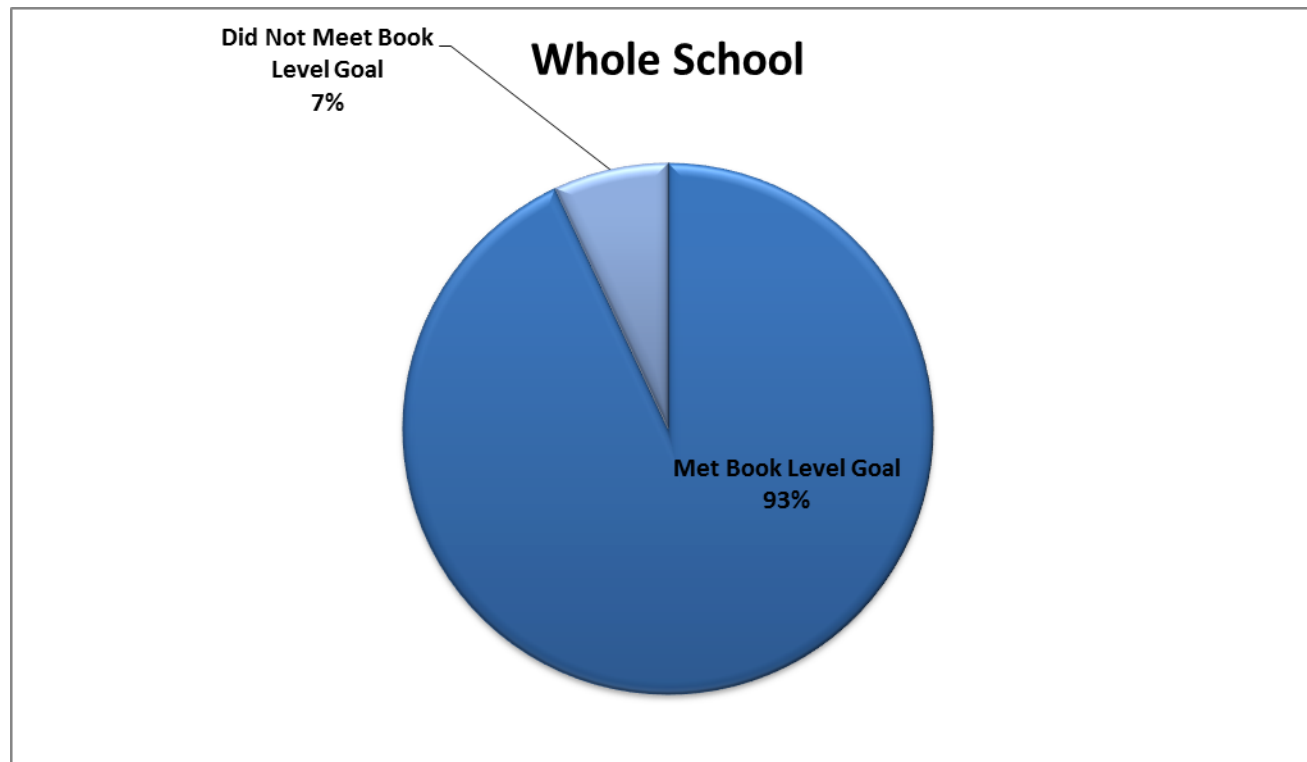
By June 2015 – 75-80% of all PS9 students will meet the required grade level (or IEP determined) book level on the F&P assessment.

Continue to build strong family and community ties through an increased participation of families in school activities , which will be measured by a 2-5% increase in the total responses to the DOE's Learning Environment Survey.

In Math, students will achieve a 5% increase in the area of “connections” on the PS9 CCLS aligned performance task – Exemplars.



BOOK LEVELS - BY JUNE 2015 – 75-80% OF ALL PS9 STUDENTS WILL MEET THE REQUIRED GRADE LEVEL (OR IEP DETERMINED) BOOK LEVEL ON THE F&P ASSESSMENT.



DOE – LEARNING ENVIRONMENT SURVEY:

CONTINUE TO BUILD STRONG FAMILY AND COMMUNITY TIES THROUGH AN INCREASED PARTICIPATION OF FAMILIES IN SCHOOL ACTIVITIES , WHICH WILL BE MEASURED BY A 2-5% INCREASE IN THE TOTAL RESPONSES TO THE DOE’S LEARNING ENVIRONMENT SURVEY.

Parent Response rate increased 2% from 70% to 72%.

Connections: In Math, students will achieve a 5% increase in the area of “connections” on the PS9 CCLS aligned performance task – Exemplars.

School wide (grades 2-5) “Connections” score in the Fall was 1.84

School wide (grades 2-5) “Connections” score in the Spring was 2.78

An increase of 33%

